

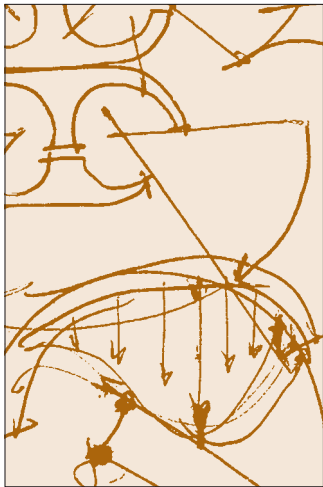
Klemetric®. The Original.





The Idea.

The best solutions are simple solutions. What we wanted was a universal connector for walls and panels that was easy as possible to use with as many applications as possible.



Our answer was Klemetric®, an amazing system that anyone can use for a wide variety of displays. It's simple, yet exceptionally versatile. The design is equally smart and stylish. Indeed, for the past 18 years Klemetric® has changed the way exhibition stands are built. Now it is to be found all over the world. Klemetric® is a truly universal connector.

The Function.

With Klemetric® you can join panels of the thicknesses shown on the right at any angle from 90° to 270°. If the panels are 10mm thick or less, even acute angles down to 60° are possible – for triangular shapes. This also applies to MiniKlemetric® with panels that are 4mm thick or less.

Klemetric® makes it incredibly easy for you to create straight, curved or folding walls, prisms, cubes, pyramids, domes or combinations.

Four-way, panel-to-panel – also between different thicknesses – panel-to-tube and tee connections mean that the design options are virtually unlimited.

The Patents.

Klemetric® is patented under P 3613574.7-09 in Germany and under 4821382 in the USA.

Only our company manufactures the original Klemetric® connector and markets it worldwide. A successful design, the variable-angle panel connector that can be undone again any time has won the Austrian State Design Award and is part of the permanent collection of industrial design at the Museum of Modern Art (MOMA) in New York, USA. Its unique feature giving it the edge over rivals is the undetachable core made of synthetic rubber. When pressure is applied, it adheres to the panel surface thus creating a secure connection.

The Assembly.

All you need to assemble your display are panels and the appropriate number of Klemetric® connectors. Panels of any material and shape can be used as long as they are rigid with smooth, hard edges. Only two people are required for assembly.

Position the panels at the required angle to each other according to the plan. Now slide a slightly tightened Klemetric® connector from the top onto both edges and move it down to the bottom position. Proceed in the same way with the other connectors leaving a maximum distance of 90cm between them. Then tighten the centre screw on all the connectors with an Allen key.

For illuminating your display or exhibition stand we stock low voltage halogen spotlights with universal mounts. Ask for our KlemLite® Classic and KlemLite® CE product lines – to show your exhibits in the best light.





The Panels.

You can use panels made of any stiff material, of any price range and any thickness from 2 to 19mm. Wood, glass, plastic and composite materials are all suitable.

The Tubes.

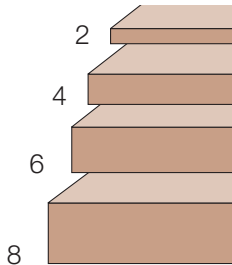
The tubes or bars illustrated can be connected safely and securely with Klemetric®. Inserts are available for tube diameters 13 and 20mm. Klemetric® is used without inserts for 15 to 17mm and 25 to 27mm.

The Connections.


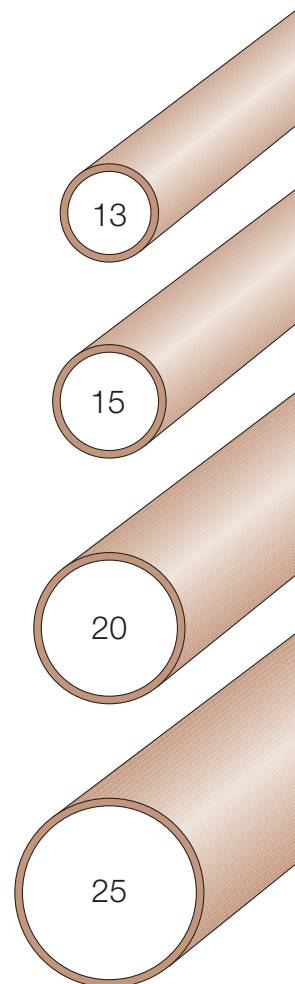
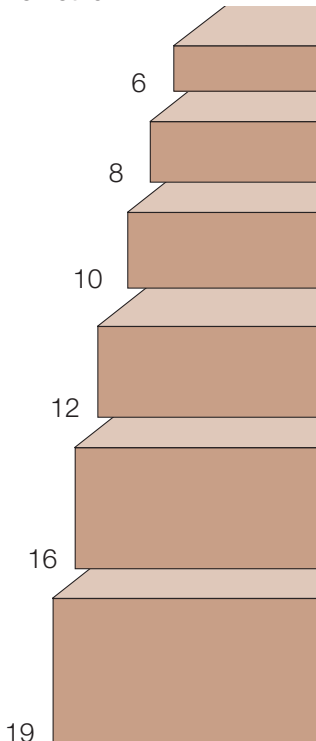
A few examples of the wide range of applications:

- Picture 1: Three panels with a tee connection
- Picture 2: Four panels with a cross connection
- Picture 3: Panel with tube or bar
- Picture 4: Two tubes or bars
- Picture 5: Wall panel with floor element
- Picture 6: Floor element with castor
- Picture 7: Screw-on wall mount
- Picture 8: Even soup plates are possible...

MiniKlemetric®



Klemetric®



Klemetric®. The Result.

TRADE FAIR STANDS



Designed Furniture, Seoul, ROK



EuroShop, Düsseldorf, Germany

EXHIBITIONS



Horse Show, London, UK



Ethnographica, Brussels, Belgium

CUSTOM SOLUTIONS



Darmstadt University of Technology competition, 3rd prize



TV Studio, Seoul, ROK




Plate tower, Stuttgart, Germany

well



AUSSTELLUNGSSYSTEM GMBH

schwarzer bär 2 • 30449 hannover • germany
tel +49 (0)511 • 92 88 1-10 • fax -18
info@well.de • www.well.de